




















Egyptians- Year 4

	<p>I can use appropriate historical vocabulary to communicate including;</p> <ul style="list-style-type: none"> • Dates • Time period • Era • Change • Chronology
	<p>I can use literacy, numeracy and computing skills to a good standard in order to communicate information about the past.</p>
	<p>I can describe the characteristic features of the past, including ideas, beliefs, attitudes and experiences of men, women and children.</p>
	<p>I can use evidence to ask questions and find answers to questions about the past.</p>
	<p>Describe different accounts of a historical event, explaining some of the reasons why the accounts may differ.</p>
	<p>I can suggest causes and consequences of some of the main events and changes in history.</p>
	<p>I can develop ideas from starting points throughout the curriculum.</p>
	<p>I can collect information, sketches and resources.</p>
	<p>I can adapt and refine ideas as they progress.</p>
	<p>I can explore ideas in a variety of ways.</p>
	<p>I can comment on art works using visual language.</p>
	<p>I can use different hardnesses of pencils to show lines, tones and textures.</p>
	<p>I can annotate sketches to explain and elaborate ideas. Sketch lightly (no need to use a rubber to correct mistakes).</p>
	<p>I can use shading to show light and shadow.</p>
	<p>Use hatching and cross-hatching to show tone and texture.</p>

	I can create and combine shapes to create recognisable forms (e.g. shapes from nets or solid materials).
	I can include texture that conveys feelings, expressions or movement.
	I can use clay and other mouldable materials.
	I can add materials to provide interesting detail.